

New Two-Year Plan for Homeschoolers!

Study your way through **all fifty states in order of statehood**,
inserting a more detailed study of your own state
when you come to it in chronological order!

Teach all your students together, age 3 through grade 12.

We provide a schedule that covers all levels (included at the end of this document and also appears in the Geography and Fifty States Under God books).

The schedule is for **one year**, five days per week, 1 hour per day.


The one-year schedule **includes modification instructions for a two-year program**, four days per week, approx. 30 minutes/day. (Modification instructions are at the bottom of page 2 of the schedule.)

Grades 3-12:

Your study will begin with our two fifty-states books, which you will use simultaneously:


Fifty States Under God teaches your student what our country was like during its growing period!

- Includes a timeline of important events related to the state-by-state growth of the United States and a progressive map study so your student can watch the way our country changed as states and territories were added
- Provides four pages for each state:
 - A page of interesting facts
 - Two work-pages on which your student will fill in important state data and state symbol pictures using the 10-page Appendix and state symbol pictures we provide (no outside sources necessary!)
 - A discussion of some topic or event related to that state from a Christian or historical perspective (interesting and inspiring information not usually found in a US History course)
- Contains five review lessons/quizzes on the progressive map study and the current US map (states, capitals, state nicknames, 2-letter postal abbreviations)
- Completely self-contained—no additional books, resources, or teacher materials needed





Geography of the Fifty States teaches your student the geographical regions and major geographical features of the United States!

- Compares the growth pattern of the US by state with the geographical regions, **showing how geography correlates with history**
- Provides four workpages of interesting geographical information about each state with maps the student will color in with highlighters and label according to the text instructions
- Teaches geographical terms and definitions
- Contains five tests over US geography and geographical terms
- Completely self-contained—no additional books, resources, or teacher materials needed



When you come to your own state chronologically, you will insert a study of your own state using our *State History from a Christian Perspective* 30-lesson course:

- All 50 states available
- All students make a project notebook about their state using text material, maps, and state symbol pictures we provide in the *Student Booklet* on your state
- Students personalize their notebook with information about their home city and county and current public officials, along with pictures and information from free tourist literature (we tell you where to get it)
- Simple and complete instructions in our *Master Lesson Plan Book* tell you what to do each day and allow you to individualize the difficulty level and depth of the course if desired
- The project notebook can be made in A Beka's *My State Notebook* or in a 3-ring binder provided by the student
- Course includes 6 quizzes and 2 tests and an optional State Constitution Study Guide




Age 3 through Grade 2:

Your young student can enjoy a color-cut-paste introduction to the fifty states in order of statehood and also to his own state in a little more detail using our two younger-level books:


Fifty States Under God for Young Learners introduces the fifty states in the order of statehood

- Includes four pages per state
- Includes all state symbol pictures and cutouts



My State History Funbook provides a color-cut-paste introduction to the student's own state

- Includes a pre-formatted spiral-bound scrapbook
- **Activity Pages for your state** provide state symbol pictures and informational cutouts for your student to cut and paste into the scrapbook
- Student adds color pictures from free tourist literature (we tell you where to get it!) or from places you visit together as a family



These two books can be used with young students as a one-year course (4 days per week, 30 minutes per day) or can be used to teach young children along with your older ones when using our two-year course outlined above.

Don't forget to add the FUN!

NAME-IT! is a fun family game that teaches fifty-states facts as you play. You CAN play (and win!) without knowing the facts, but you CAN'T play without learning them!

AL	AL	AL	AL
NAME-IT!	NAME-IT!	NAME-IT!	NAME-IT!
STATE IDENTITY Nickname Motto Order of Statehood	STATE SYMBOLS Bird Flower Tree	STATE GEOGRAPHY Capital City Border States, Oceans, and Countries	STATE ECONOMY Chief Products (Manufactured, Agricultural, and Mineral)

Order online!

Or call 317-862-0948 for more information or to order by phone.

Combine our courses to provide a one-year or two-year program
of interesting and inspiring history!

Below are some additional suggested combinations and schedules:

Age 3 through grade 3: Combine My State History Funbook and Fifty States Under God for Young Learners. Allow 1 class day for each Funbook lesson (30 days, or 6 weeks) and 2 class days for each Fifty States lesson (2 pages per day, 100 days). We suggest a 4-day week, 20-30 minutes per day. During the Funbook course, do 3 lessons per week and use the 4th day for a field trip or activity, for a total of 10 weeks. During the Fifty States course, do 2 pages per day for 4 days (2 lessons per week), for a total of 25 weeks. This brings you to a 35-week year. At this level we suggest starting with your own state and then branching out into the study of the Fifty States OR studying the Fifty States UP TO YOUR STATE, then inserting the Funbook course on your state, then finishing the rest of the Fifty States. (Note: If you are teaching this level simultaneously with the older level, follow the schedule for older students given below instead of this schedule.)

Grades 3-12: Combine the State History course with Fifty States Under God. Allow a 30-minute class period per day. Start with *Fifty States Under God*, doing 2 lessons per week (2 pages per day, 4 days per week, with an optional 5th day doing a simple research project related to one or both of the states studied that week, such as finding an interesting fact, looking up an interesting place to visit, or writing a short report about someone mentioned in that week's lessons). Spend 2 days on each review lesson (one day for the study map and review of the states in order with the required information, and the second day to take the quiz). We suggest that you go through the Fifty States book UP TO YOUR STATE, then stop and insert the State History course on your state. Do one lesson per day, 4 days per week, with an optional 5th day for a field trip or activity. Then go back and finish the remainder of the Fifty States. The 55 lessons of Fifty States Under God, at 2 lessons per week, will take 27 ½ weeks. The 30-lesson state history course, at 4 lessons per week, will take 7 ½ weeks. Total for both courses will be 35 weeks. (Note: If you are teaching the younger level with this level, there will be no lesson for the younger students on the Fifty States review and quiz days).

Grades 3-12: Combine Fifty States Under God with Geography of the Fifty States. **One year (180 days):** Spend 3 days on each state (day 1: FS p.1-2; day 2: FS p. 3-4 and Geog p1; day 3: Geog p2-4). Allow 2 days for each of the 5 review lessons in Fifty States Under God and 4 days for each of the 5 Overview sections (3 lessons each, and an extra day for study) in Geography of the Fifty States. For a **one-semester course for grades 7-12**, spend one day on each state (8 pages between the 2 books, which should fill a 50-60 minute class period). These 50 days combined with the review and overview lessons as explained above will provide 80 class days. The geography book provides a list of suggested research topics which could be assigned during the last 10 days of the course.

Grades 3-12: Three-course combination (State History, Fifty States Under God, and Geography of the Fifty States). **See the previous pages for a description and the next two pages for a detailed schedule.**

Other options for Grades 7-12:

Combine the State History course with Fifty States Under God, one semester each. Allow 30-40 minutes per class. Use the 90-lesson "One Semester Independent Study Guide" for State History for one semester. Do one lesson per day, 3 days per week in Fifty States for the other semester.

Combine the State History course with Sketches from Church History, one semester each. Allow 30-40 minutes per lesson. Use the 90-lesson "One Semester Independent Study Guide" in the Appendix of the Master Lesson Plan Book for the state history course (5 days per week) and the 3-lesson per week schedule suggested in the workbook for the church history course.

Combine Fifty States Under God with Sketches from Church History, one semester each. Allow 30-40 minutes per lesson, 3 days per week (one lesson per class day in Fifty States Under God; follow the 3-lesson per week schedule in the workbook for Sketches from Church History).

Combine the State History course, Fifty States Under God, and Sketches from Church History. Allow a 30-40 minute class period per day. Start with Sketches from Church History (text and workbook), doing 3 lessons per week as suggested in the workbook (18 weeks, or one semester). Toward the end of this course, your student will read about the growth of Christianity in early America, which will whet his appetite for studying the fifty states. Begin the 2nd semester with Fifty States Under God, (one lesson per day, 2 days per review lesson, 60 days, or 12 weeks). We suggest that you go through the Fifty States book UP TO YOUR STATE, then stop and insert the State History course on your state, doing one lesson per day (30 lessons, or 6 weeks), then finish the remaining states in Fifty States Under God. Total weeks for these two courses will be 18 weeks, or one semester.

See the following pages for detailed instructions for 1- or 2- year combination programs!

ONE-YEAR SCHEDULE FOR COMBINING *Fifty States Under God (FS)* , *Geography of the Fifty States (GEO)* , AND *State History from a Christian Perspective* using the *Master Lesson Plan Book (ST HIST)* **See below for notes, variations, and 2-year plan.

CORRELATION OF *Fifty States Under God for Young Learners (YOUNG FS)* AND *My State History Funbook (FUNBOOK)*

WEEK #	DAY	BOOK TITLE	LESSON # (as shown for that section in that book)	BOOK TITLE	LESSON #
1	Monday	GEO	1 - OVERVIEW A PART 1		
	Tuesday	GEO	2 - OVERVIEW A PART 2		
	Wednesday	GEO	STUDY DAY		
	Thursday	GEO	3 - OVERVIEW A PART 3 (TEST)		
	Friday				
2	Monday	FS	1 - DE *see note below for details and variations	YOUNG FS	1 - DE *see note below
	Tuesday	GEO	4 - DE *see note below for details and variations		
	Wednesday	FS	2 - PA	YOUNG FS	2 - PA
	Thursday	GEO	5 - PA		
	Friday	FS	3 - NJ	YOUNG FS	3 - NJ
3	Monday	GEO	6 - NJ		
	Tuesday	FS	4 - GA	YOUNG FS	4 - GA
	Wednesday	GEO	7 - GA		
	Thursday	FS	5 - CT	YOUNG FS	5 - CT
	Friday	GEO	8 - CT		
4	Monday	FS	6 - MA	YOUNG FS	6 - MA
	Tuesday	GEO	9 - MA		
	Wednesday	FS	7 - MD	YOUNG FS	7 - MD
	Thursday	GEO	10 - MD		
	Friday				
5	Monday	FS	8 - SC	YOUNG FS	8 - SC
	Tuesday	GEO	11 - SC		
	Wednesday	FS	9 - NH	YOUNG FS	9 - NH
	Thursday	GEO	12 - NH		
	Friday	FS	10 - VA	YOUNG FS	10 - VA
6	Monday	GEO	13 - VA		
	Tuesday	FS	11 - NY	YOUNG FS	11 - NY
	Wednesday	GEO	14 - NY		
	Thursday	FS	12 - NC	YOUNG FS	12 - NC
	Friday	GEO	15 - NC		
7	Monday	FS	13 - RI	YOUNG FS	13 - RI
	Tuesday	GEO	16 - RI		
	Wednesday	FS	14 - REVIEW LESSON AND STUDY DAY		
	Thursday	FS	14 - TEST 1		
	Friday				
8	Monday	FS	15 - VT	YOUNG FS	14 - VT
	Tuesday	GEO	17 - VT		
	Wednesday	FS	16 - KY	YOUNG FS	15 - KY
	Thursday	GEO	18 - KY		
	Friday	FS	17 - TN	YOUNG FS	16 - TN
9	Monday	GEO	19 - TN		
	Tuesday	FS	18 - REVIEW LESSON AND STUDY DAY		
	Wednesday	FS	18 - TEST 2		
	Thursday	GEO	20 - OVERVIEW B PART 1		
	Friday	GEO	21 - OVERVIEW B PART 2		
10	Monday	GEO	STUDY DAY		
	Tuesday	GEO	22 - OVERVIEW B PART 3 (TEST)		
	Wednesday	FS	19 - OH	YOUNG FS	17 - OH
	Thursday	GEO	23 - OH		
	Friday				
11	Monday	FS	20 - LA	YOUNG FS	18 - LA
	Tuesday	GEO	24 - LA		
	Wednesday	FS	21 - IN	YOUNG FS	19 - IN
	Thursday	GEO	25 - IN		
	Friday	FS	22 - MS	YOUNG FS	20 - MS
12	Monday	GEO	26 - MS		
	Tuesday	FS	23 - IL	YOUNG FS	21 - IL
	Wednesday	GEO	27 - IL		
	Thursday	FS	24 - AL	YOUNG FS	22 - AL
	Friday	GEO	28 - AL		
13	Monday	FS	25 - ME	YOUNG FS	23 - ME
	Tuesday	GEO	29 - ME		
	Wednesday	FS	26 - MO	YOUNG FS	24 - MO
	Thursday	GEO	30 - MO		
	Friday				
14	Monday	FS	27 - AR	YOUNG FS	25 - AR
	Tuesday	GEO	31 - AR		
	Wednesday	FS	28 - MI	YOUNG FS	26 - MI
	Thursday	GEO	32 - MI		
	Friday	GEO	33 - OVERVIEW C PART 1		
15	Monday	GEO	34 - OVERVIEW C PART 2		
	Tuesday	GEO	STUDY DAY		
	Wednesday	GEO	35 - OVERVIEW C PART 3 (TEST)		
	Thursday	FS	29 - FL	YOUNG FS	27 - FL
	Friday	GEO	36 - FL		
16	Monday	FS	30 - REVIEW LESSON AND STUDY DAY		
	Tuesday	FS	30 - TEST 3		
	Wednesday	FS	31 - TX	YOUNG FS	28 - TX
	Thursday	GEO	37 - TX		
	Friday				
17	Monday	FS	32 - IA	YOUNG FS	29 - IA
	Tuesday	GEO	38 - IA		
	Wednesday	FS	33 - WI	YOUNG FS	30 - WI
	Thursday	GEO	39 - WI		
	Friday	FS	34 - CA	YOUNG FS	31 - CA
18	Monday	GEO	40 - CA		
	Tuesday	FS	35 - REVIEW LESSON AND STUDY DAY		
	Wednesday	FS	35 - TEST 4		
	Thursday	GEO	41 - OVERVIEW D PART 1		
	Friday	GEO	42 - OVERVIEW D PART 2		
19	Monday	GEO	STUDY DAY		
	Tuesday	GEO	43 - OVERVIEW D PART 3 (TEST)		
	Wednesday	FS	36 - MN	YOUNG FS	32 - MN
	Thursday	GEO	44 - MN		
	Friday				

20	Monday	FS	37 - OR	YOUNG FS	33 - OR
	Tuesday	GEO	45 - OR		
	Wednesday	FS	38 - KS	YOUNG FS	34 - KS
	Thursday	GEO	46 - KS		
	Friday	FS	39 - WV	YOUNG FS	35 - WV
21	Monday	GEO	47 - WV		
	Tuesday	FS	40 - NV	YOUNG FS	36 - NV
	Wednesday	GEO	48 - NV		
	Thursday	FS	41 - NE	YOUNG FS	37 - NE
	Friday	GEO	49 - NE		
22	Monday	FS	42 - CO	YOUNG FS	38 - CO
	Tuesday	GEO	50 - CO		
	Wednesday	FS	43 - ND	YOUNG FS	39 - ND
	Thursday	GEO	51 - ND		
	Friday				
23	Monday	FS	44 - SD	YOUNG FS	40 - SD
	Tuesday	GEO	52 - SD		
	Wednesday	FS	45 - MT	YOUNG FS	41 - MT
	Thursday	GEO	53 - MT		
	Friday	FS	46 - WA	YOUNG FS	42 - WA
24	Monday	GEO	54 - WA		
	Tuesday	FS	47 - ID	YOUNG FS	43 - ID
	Wednesday	GEO	55 - ID		
	Thursday	FS	48 - WY	YOUNG FS	44 - WY
	Friday	GEO	56 - WY		
25	Monday	FS	49 - UT	YOUNG FS	45 - UT
	Tuesday	GEO	57 - UT		
	Wednesday	FS	50 - OK	YOUNG FS	46 - OK
	Thursday	GEO	58 - OK		
	Friday				
26	Monday	FS	51 - NM	YOUNG FS	47 - NM
	Tuesday	GEO	59 - NM		
	Wednesday	FS	52 - AZ	YOUNG FS	48 - AZ
	Thursday	GEO	60 - AZ		
	Friday	FS	53 - AK	YOUNG FS	49 - AK
27	Monday	GEO	61 - AK		
	Tuesday	FS	54 - HI	YOUNG FS	50 - HI
	Wednesday	GEO	62 - HI		
	Thursday	FS	55 - REVIEW LESSON AND STUDY DAY		
	Friday	FS	55 - TEST 5		
28	Monday	GEO	63 - OVERVIEW E PART 1		
	Tuesday	GEO	64 - OVERVIEW E PART 2		
	Wednesday	GEO	STUDY DAY		
	Thursday	GEO	65 - OVERVIEW E PART 3 (TEST)		
	Friday				
29	Monday	ST HIS	1	FUNBOOK	1
	Tuesday	ST HIS	2	FUNBOOK	2
	Wednesday	ST HIS	3	FUNBOOK	3
	Thursday	ST HIS	4	FUNBOOK	4
	Friday		EXPANSION SUGGESTION / FIELD TRIP		
30	Monday	ST HIS	5	FUNBOOK	5
	Tuesday	ST HIS	6	FUNBOOK	6
	Wednesday	ST HIS	7	FUNBOOK	7
	Thursday	ST HIS	8	FUNBOOK	8
	Friday		EXPANSION SUGGESTION / FIELD TRIP		
31	Monday	ST HIS	9	FUNBOOK	9
	Tuesday	ST HIS	10	FUNBOOK	10
	Wednesday	ST HIS	11	FUNBOOK	11
	Thursday	ST HIS	12	FUNBOOK	12
	Friday				
32	Monday	ST HIS	13	FUNBOOK	13
	Tuesday	ST HIS	14	FUNBOOK	14
	Wednesday	ST HIS	15	FUNBOOK	15
	Thursday	ST HIS	16	FUNBOOK	16
	Friday		EXPANSION SUGGESTION / FIELD TRIP		
33	Monday	ST HIS	17	FUNBOOK	17
	Tuesday	ST HIS	18	FUNBOOK	18
	Wednesday	ST HIS	19	FUNBOOK	19
	Thursday	ST HIS	20	FUNBOOK	20
	Friday		EXPANSION SUGGESTION / FIELD TRIP		
34	Monday	ST HIS	21	FUNBOOK	21
	Tuesday	ST HIS	22	FUNBOOK	22
	Wednesday	ST HIS	23	FUNBOOK	23
	Thursday	ST HIS	24	FUNBOOK	24
	Friday				
35	Monday	ST HIS	25	FUNBOOK	25
	Tuesday	ST HIS	26	FUNBOOK	26
	Wednesday	ST HIS	27	FUNBOOK	27
	Thursday	ST HIS	28	FUNBOOK	28
	Friday		EXPANSION SUGGESTION / FIELD TRIP		
36	Monday	ST HIS	29	FUNBOOK	29
	Tuesday	ST HIS	30	FUNBOOK	30
	Wednesday		EXPANSION SUGGESTION / FIELD TRIP		
	Thursday		EXPANSION SUGGESTION / FIELD TRIP		
	Friday				

NOTES: This schedule places the 30-lesson study of your own state at the end of the year. However, **we recommend that you insert this study when you reach your state chronologically** in FS and GEO instead of waiting until the end. For example, if you are from Michigan, insert the 30-lesson study of Michigan after covering MI in FS and GEO in week 14. Follow the same schedule for younger students. Each lesson of FS and GEO will take about 1 hour. Each state history lesson will take about 30-40 minutes. If you prefer a 4-day week through the entire year, you may do 2 lessons a day during the state history section. There is no younger level for GEO, but you may have younger students save the color-by-number map in Young FS to do while older students work in GEO if you wish.

VARIATION: Instead of doing 4 pages in FS one day and 4 pages in GEO the next, you may wish to do some work in each book each day. If so, do the first two pages per state in FS and the Land Regions page in GEO one day. Do the two remaining FS pages and the three remaining GEO pages the next day.

For a TWO-YEAR STUDY (20-30 minutes per lesson), **see the Scheduling Breakdown that follows this spreadsheet.** Quick overview: follow the order shown in the Lesson # column but spend 2 days on each state in FS (first 2 pages of each state on one day and last 2 pages the next day), 3 days on each state in GEO (Land Regions on day 1, Borders and Geographical Features on day 2, Major Cities on day 3), and 1 day on each of the 30 state history lessons. Including the overviews, reviews, and study days in the order listed above, this plan covers 280 days. A 4-day week for 2 years contains 288 days. You may fill the extra 8 days (and/or the 5th day each week if desired) by using expansion suggestions from the State History Master Lesson Plan Book or by assigning research projects related to interesting geographical features or cities your students were introduced to in GEO (such as the Grand Canyon). If you have secondary students, you may choose to use the One-Semester Independent Study Guide for the State History study instead of the 30-lesson plan. This would equal 340 total days instead of 280. A 5-day week for 2 years contains 360 days, so you may use 20 days for field trips or GEO research projects or as desired.

Scheduling Break-down for Two-Year Program (Three-Course combination)

Remember that you are doing a 4-day week. The notes below refer only to the actual CLASS DAYS so you will insert your day/days off according to your own schedule. Also you will need to decide where to insert the 30-lesson state history study. You can do this at the beginning, at the end, or at any point during the course that is convenient to you. We recommend that you start with the Fifty States/Geography plan below and insert your state study when you come to it chronologically, doing the state study first and then the pages on your state in the Fifty States and Geography as a sort of “review.” The 30-day state history study, doing 1 lesson per day and 4 days per week, will take 7 ½ weeks.

The first four class days:

1. Geography book Lesson 1 (Overview A Part 1)
2. Geography book Lesson 2 (Overview A Part 2)
3. Study day for test in the next lesson. See the last paragraph of Lesson 2 for a list of what to study.
4. Geography book Lesson 3 (Overview A Part 3). Be sure to read the selection on page 12 and then take Test 1 from the Appendix section of the Geography book (as instructed at the top of page 12).

After completing this section you will start studying the individual states. You will spend FIVE CLASS DAYS on each state as follows:

1. Fifty States Under God: Read the introduction to that state in the schedule/time-line section in the front of the book and do the first two pages on that state from the center of the book.
2. Fifty States Under God: Do the last two pages on that state. Note that part of the third page is a test-yourself section, covering the things the student will need to learn for the quizzes.
3. Geography of the Fifty States: Do the first page on that state (Land Regions).
4. Geography of the Fifty States: Do the middle two pages on that state (Geographical Features instructions and map).
5. Geography of the Fifty States: Do the last page on that state (Major Cities).

Continue this process for each state until you come to an overview section (Geography book) or a Review Lesson & Test (Fifty States Under God). The one-year schedule will give you a good bird’s-eye-view of exactly the order in which the states and overview/review lessons appear. Each time you come to an overview/review section, follow the procedure outlined below. Most of the time the Overviews from the Geography book and the Review Lesson from the Fifty States Under God occur separately. When they occur simultaneously, you will do the Fifty States review first then the Geography overview.

Fifty States Under God—you will find the Review Lessons built into the Lesson Schedule & Timeline section at the front of the book. Review Lesson procedure:

1. Do the first page of the Review Lesson. This is a workpage on which your student will label the map as instructed. Then the student should study this map so that he can label it without looking on the test he will take the next class day. As instructed at the bottom of the review lesson page, he should also be able to list the states covered so far in order of statehood and fill in the 2-letter abbreviation, the nickname, and the capital city of each.
2. Test Day. Do BOTH SIDES of the Test page. This page may be torn out of the book if desired. On the front side the student will label the map according to the instructions. On the back side the student will fill in the information for all the states covered so far during the course.

Geography of the Fifty States—you will find the Overview sections built into the text pages in order by lesson number. Overview sections have three lessons and are to be done over four days:

1. Do Part 1 of the Overview section
2. Do part 2 of the Overview section
3. Study Day on which the students should study the things listed at the end of the Part 2 page and be ready for a test on the next class day
4. Do Part 3 of the Overview section, which will be a test. The test itself is found in the Appendix. The answer key to the tests is also found in the appendix. All of the Appendix pages are perforated (with the exception of one batch of books on which our printer made an error) and can be torn out of the book if desired.

After completing the Review and/or Overview sections, resume the study of the individual states on the five-day-per-state pattern above, and continue until you reach another Review and/or Overview section.

Combining *FIFTY STATES UNDER GOD* and *GEOGRAPHY OF THE FIFTY STATES*

One Semester: Spend one day on each state, doing the 4 pages in each book for each state in one day. That would be 8 pages per day, which would fill a 50-60 minute class period for 50 class days. There are 5 review lessons and 5 tests in the *Fifty States Under God*, each requiring 2 days (one to do the work page and study and the second day to take the test), for a total of 10 days. There are 15 overview lessons in the *Geography* book, which would require 20 days (10 actual lessons, 5 study days, and 5 tests). So adding together the 50 days for the states and the 30 days for the reviews/overview/quizzes/tests, you would have 80 days.

One Year: Follow the above guide but split each state into 2 days (which would reduce your per-day class time to about 30 minutes) and have 130 days. The other 8-10 weeks can be used for any combination of our 6-week state history course, a 3-week study of your state constitution using the study guide in our state history booklet, and extra projects or research related things your student has studied. Both our state history course and our geography course include suggested projects and research topics. The *Fifty States Under God* course has so many possible topics that I couldn't really make a list.

IMPORTANT NOTE: We do want to make it very clear that our *Fifty States Under God* course covers only the period of US History from when Delaware became a state to when Hawaii became a state and selectively mentions only topics related to new states and territories. Because of the timeline and progressive map study in *Fifty States Under God* and the overview lessons in *Geography of the Fifty States* that teach US Geography and its relation to US History, this course does qualify as a US History/Geography course. Our course provides a very unique perspective meant to help your student really understand and enjoy that part of our history and realize the extent to which God's Providence and Biblical Christianity were part of the formation of our country. Sometime between 7th and 12th grade your student would also need to have a **traditional** US History course, as our course would not qualify as a comprehensive US History course. This is not normally a problem since US History is generally covered about 3 times before graduation.

Combining *FIFTY STATES UNDER GOD* and *STATE HISTORY FROM A CHRISTIAN PERSPECTIVE*

One Semester: You will need to allow 30-40 minutes per day and do a five-day week. We suggest that you start with *Fifty States Under God*, doing 1 state per day (4 pages). Spend 1 day for each Review Lesson and 1 day for each Test. We suggest that you go through the *Fifty States* book UP TO YOUR STATE, then stop and insert the *State History* course on your state, although you may choose to do it at the beginning, the end, or at any point during the course. Whenever you do the state history course, cover one lesson per day. This plan will take 90 class days, or one semester.

One Year: Allow a 30-minute class period per day. We suggest that you start with *Fifty States Under God*, doing 2 lessons per week (2 pages per day, 4 days per week, with an optional 5th day doing a simple research project related to one or both of the states studied that week, such as finding an interesting fact, looking up an interesting place to visit, or writing a short report about someone mentioned in that week's lessons). Spend 1 day for each Review Lesson and 1 day for each Test. We suggest that you go through the *Fifty States* book UP TO YOUR STATE, then stop and insert the *State History* course on your state, although you may choose to do it at the beginning, the end, or at any point during the course. Whenever you do the state history course, cover one lesson per day, 4 days per week, with an optional 5th day for a field trip or activity. Total for both courses will be 35 weeks. (Note: If you are teaching the younger level with this level, there will be no lesson for the younger students on the *Fifty States* review and test days).

One Year spending a **full semester on State History** and the other on *Fifty States Under God*: Allow 30-40 minutes per class. Use the 90-lesson "One Semester Independent Study Guide" for *State History* for one semester. For *Fifty States Under God*, do one lesson per day, 4 days per week, counting the Review Lessons as 1 lesson each and the Tests as 1 lesson each. This will take 15 weeks. Spend the last 2-3 weeks on research projects related to events or people mentioned in the *Fifty States* book about which the student would like to learn more.

Combining *GEOGRAPHY OF THE FIFTY STATES* and *FIFTY STATES UNDER GOD*

One Semester: Spend one day on each state, doing the 4 pages in each book for each state in one day. That would be 8 pages per day, which would fill a 50-60 minute class period for 50 class days. There are 5 review lessons and 5 tests in the Fifty States Under God, each requiring 2 days (one to do the work page and study and the second day to take the test), for a total of 10 days. There are 15 overview lessons in the Geography book, which would require 20 days (10 actual lessons, 5 study days, and 5 tests). So adding together the 50 days for the states and the 30 days for the reviews/overview/quizzes/tests, you would have 80 days.

One Year: Follow the above guide but split each state into 2 days (which would reduce your per-day class time to about 30 minutes) and have 130 days. The other 8-10 weeks can be used for any combination of our 6-week state history course, a 3-week study of your state constitution using the study guide in our state history booklet, and extra projects or research related things your student has studied. Both our state history course and our geography course include suggested projects and research topics. The Fifty States Under God course has so many possible topics that I couldn't really make a list.

IMPORTANT NOTE: We do want to make it very clear that our Fifty States Under God course covers only the period of US History from when Delaware became a state to when Hawaii became a state and selectively mentions only topics related to new states and territories. Because of the timeline and progressive map study in Fifty States Under God and the overview lessons in Geography of the Fifty States that teach US Geography and its relation to US History, this course does qualify as a US History/Geography course. Our course provides a very unique perspective meant to help your student really understand and enjoy that part of our history and realize the extent to which God's Providence and Biblical Christianity were part of the formation of our country. Sometime between 7th and 12th grade your student would also need to have a **traditional** US History course, as our course would not qualify as a comprehensive US History course. This is not normally a problem since US History is generally covered about 3 times before graduation.

Combining *GEOGRAPHY OF THE FIFTY STATES* and *STATE HISTORY FROM A CHRISTIAN PERSPECTIVE*

One Semester: You will need to allow 30-40 minutes per day and do a five-day week. In Geography of the Fifty States, spend 1 day on each state. When you get to the Overview Sections, do A and B together on the same day, then do Overview C (the test) on a separate day. You may choose to do the state history course at the beginning, the end, or at any point during the course. Whenever you do the state history course, cover one lesson per day. This plan will take 90 class days, or one semester.

One Year: Allow a 30-minute class period per day, 5 days per week. For Geography of the Fifty States, spend 2 days per state ($2 \times 50 = 100$ days) and 1 day for each of the 15 Geography Overview Lessons, allowing an extra class day for study before each of the 5 tests. This will give you 120 class days. You may choose to do the state history course at the beginning, the end, or at any point during the course. Whenever you do the state history course, cover one lesson per day. Total for both courses will be 150 days. With the remaining 20-30 days, you may do the state constitution study included in the state history book, do a state history course for another state, do field trips related to your state, or assign research projects related to your state or any topic covered in the Geography book. A list of expansion suggestions is included in both the state history text and the Geography book.

One Year spending a **full semester on State History** and the other on Geography of the Fifty States: Allow 30-40 minutes per class. Use the 90-lesson "One Semester Independent Study Guide" for state history for one semester. For Geography of the Fifty States, do 1 day per state, 1 day for each of the 15 Geography Overview Lessons, and 1 extra day before each of the 5 tests for class review and study. This adds up to 70 days. For the additional days needed to fill out an 85- or 90-day semester, see the list of expansion suggestions provided in the Geography book.