

Course Combinations:

Our courses can be easily combined in various ways to provide you with a one-semester, one-year, or two-year program.

This page discusses our three-course combination that can be completed in either one year or two years. **(CLICK ON THE “THREE-COURSE COMBO” LINK ON OUR HOME PAGE TO SEE SCHEDULES FOR ONE-YEAR AND TWO-YEAR PROGRAMS.)** The following pages discuss other combinations and schedules that you may find helpful.

Three-course Combination (one- or two-Year plan)


Study your way through **all fifty states in order of statehood**, inserting a more detailed study of your own state when you come to it in chronological order! Teach all your students together, age 4 through grade 12.

Grades 3-12: Your study begins with our two fifty-states books, which you use simultaneously.

Both books are completely self-contained—no additional books, resources, or teacher materials needed

Fifty States Under God


teaches your student what our country was like during its growing period!



- Includes a **timeline** and a **progressive map study** so your student can **watch the map change!**
- Provides four pages for each state:
 - A page of **interesting facts**
 - Two **work-pages** of important **state data**
Includes **reference section** and **symbol pictures**
 - **GREAT STORIES** from a Christian or historical perspective
- Contains five tests on the **progressive map study** and the current US map (student learns **states, capitals, state nicknames, 2-letter postal abbreviations**)



Geography of the Fifty States

teaches the geographical regions and major geographical features of the U.S.



- Compares the growth pattern by state with the geographical regions, **showing how geography correlates with history**
- Provides four workpages of interesting geographical information about each state with maps the student will color in with highlighters and label
- Teaches **geographical terms and definitions**
- Contains five tests over **US geography** and **geographical terms**

When you come to your own state chronologically, you will insert a study of your own state using our *State History from a Christian Perspective* 30-lesson course:



- All 50 states available
- All students make a project notebook about their state using text material, maps, and state symbol pictures we provide in the **Student Booklet**
- Students add pictures and info from free tourist literature (we tell you where to get it)
- Simple and complete instructions in our **Master Lesson Plan Book** tell you what to do each day and allow you to **individualize the difficulty level and depth of the course** if desired
- The project notebook can be made in A Beka's **My State Notebook** or in a **3-ring binder**
- Course includes 6 quizzes and 2 tests and an optional State Constitution Study Guide



Age 4 through Grade 2 will learn with the older students using **color-cut-paste books!**

Fifty States Under God for Young Learners introduces the fifty states in the order of statehood

- Includes four pages per state
- Includes all state symbol pictures and cutouts

My State History Funbook provides a color-cut-paste introduction to the student's own state

- Includes a pre-formatted spiral-bound scrapbook
- **Activity Pages for your state** provide state symbol pictures and informational cutouts for your student to cut and paste into the scrapbook
- Student adds color pictures from free tourist literature (we tell you where to get it!) or from places you visit together as a family



Combining *FIFTY STATES UNDER GOD* and *GEOGRAPHY OF THE FIFTY STATES*

One Semester: Spend one day on each state, doing the 4 pages in each book for each state in one day. That would be 8 pages per day, which would fill a 50-60 minute class period for 50 class days. There are 5 review lessons and 5 tests in the Fifty States Under God, each requiring 2 days (one to do the work page and study and the second day to take the test), for a total of 10 days. There are 15 overview lessons in the Geography book, which would require 20 days (10 actual lessons, 5 study days, and 5 tests). So adding together the 50 days for the states and the 30 days for the reviews/overview/quizzes/tests, you would have 80 days.

One Year: Follow the above guide but split each state into 2 days (which would reduce your per-day class time to about 30 minutes) and have 130 days. The other 8-10 weeks can be used for any combination of our 6-week state history course, a 3-week study of your state constitution using the study guide in our state history booklet, and extra projects or research related things your student has studied. Both our state history course and our geography course include suggested projects and research topics. The Fifty States Under God course has so many possible topics that I couldn't really make a list.

IMPORTANT NOTE: We do want to make it very clear that our Fifty States Under God course covers only the period of US History from when Delaware became a state to when Hawaii became a state and selectively mentions only topics related to new states and territories. Because of the timeline and progressive map study in Fifty States Under God and the overview lessons in Geography of the Fifty States that teach US Geography and its relation to US History, this course does qualify as a US History/Geography course. Our course provides a very unique perspective meant to help your student really understand and enjoy that part of our history and realize the extent to which God's Providence and Biblical Christianity were part of the formation of our country. Sometime between 7th and 12th grade your student would also need to have a **traditional** US History course, as our course would not qualify as a comprehensive US History course. This is not normally a problem since US History is generally covered about 3 times before graduation.

Combining *FIFTY STATES UNDER GOD* and *STATE HISTORY FROM A CHRISTIAN PERSPECTIVE*

One Semester: You will need to allow 30-40 minutes per day and do a five-day week. We suggest that you start with Fifty States Under God, doing 1 state per day (4 pages). Spend 1 day for each Review Lesson and 1 day for each Test. We suggest that you go through the Fifty States book UP TO YOUR STATE, then stop and insert the State History course on your state, although you may choose to do it at the beginning, the end, or at any point during the course. Whenever you do the state history course, cover one lesson per day. This plan will take 90 class days, or one semester.

One Year: Allow a 30-minute class period per day. We suggest that you start with Fifty States Under God, doing 2 lessons per week (2 pages per day, 4 days per week, with an optional 5th day doing a simple research project related to one or both of the states studied that week, such as finding an interesting fact, looking up an interesting place to visit, or writing a short report about someone mentioned in that week's lessons). Spend 1 day for each Review Lesson and 1 day for each Test. We suggest that you go through the Fifty States book UP TO YOUR STATE, then stop and insert the State History course on your state, although you may choose to do it at the beginning, the end, or at any point during the course. Whenever you do the state history course, cover one lesson per day, 4 days per week, with an optional 5th day for a field trip or activity. Total for both courses will be 35 weeks. (Note: If you are teaching the younger level with this level, there will be no lesson for the younger students on the Fifty States review and test days).

One Year spending a **full semester on State History** and the other semester on Fifty States Under God: Allow 30-40 minutes per class. Use the 90-lesson "One Semester Independent Study Guide" for State History for one semester. For Fifty States Under God, do one lesson per day, 4 days per week, counting the Review Lessons as 1 lesson each and the Tests as 1 lesson each. This will take 15 weeks. Spend the last 2-3 weeks on research projects related to events or people mentioned in the Fifty States book about which the student would like to learn more.

Combining **GEOGRAPHY OF THE FIFTY STATES** and **STATE HISTORY FROM A CHRISTIAN PERSPECTIVE**

One Semester: You will need to allow 30-40 minutes per day and do a five-day week. In *Geography of the Fifty States*, spend 1 day on each state. When you get to the Overview Sections, do A and B together on the same day, then do Overview C (the test) on a separate day. You may choose to do the state history course at the beginning, the end, or at any point during the course. Whenever you do the state history course, cover one lesson per day. This plan will take 90 class days, or one semester.

One Year: Allow a 30-minute class period per day, 5 days per week. For *Geography of the Fifty States*, spend 2 days per state ($2 \times 50 = 100$ days) and 1 day for each of the 15 *Geography Overview Lessons*, allowing an extra class day for study before each of the 5 tests. This will give you 120 class days. You may choose to do the state history course at the beginning, the end, or at any point during the course. Whenever you do the state history course, cover one lesson per day. Total for both courses will be 150 days. With the remaining 20-30 days, you may do the state constitution study included in the state history book, do a state history course for another state, do field trips related to your state, or assign research projects related to your state or any topic covered in the *Geography* book. A list of expansion suggestions is included in both the state history text and the *Geography* book.

One Year spending a full semester on State History and the other on *Geography of the Fifty States*: Allow 30-40 minutes per class. Use the 90-lesson "One Semester Independent Study Guide" for state history for one semester. For *Geography of the Fifty States*, do 1 day per state, 1 day for each of the 15 *Geography Overview Lessons*, and 1 extra day before each of the 5 tests for class review and study. This adds up to 70 days. For the additional days needed to fill out an 85- or 90-day semester, see the list of expansion suggestions provided in the *Geography* book.

Other Combinations for Grades 7-12

Grades 7-12: Combine the State History course with Sketches from Church History, one semester each. Allow 30-40 minutes per lesson. Use the 90-lesson "One Semester Independent Study Guide" for state history and do 3 lessons per week for church history.

Grades 7-12: Combine Fifty States Under God with Sketches from Church History, one semester each. Allow 30-40 minutes per lesson. Do 3 states per week in *Fifty States Under God* then 3 lessons per week for church history.

Grades 7-12: Combine the State History course, Fifty States Under God, and Sketches from Church History. Allow a 30-40 minute class period per day. First semester, do church history 3 lessons per week. Second semester, do *Fifty States Under God*, one lesson per day, 2 days per review lesson, then do one state history lesson per day (30 lessons).

Combinations for Age 4 through Grade 2

For a one year course, combine *Fifty States Under God for Young Learners* with *My State History Funbook*, a study of the student's own state. Start with *Fifty States Under God for Young Learners* and study the states in order until you reach the student's own state, then insert *My State History Funbook* into the schedule, and then finish the rest of the states in this book. This provides a one-year chronological study with special emphasis on the student's own state. If you prefer, you may start with the *Funbook* (the student's own state, which is more familiar to him and therefore makes a good starting point) and then proceed to this book to study the rest of the states. To combine these courses in a 4-day week, do 2 pages in this book per day (100 days) and 1 page in the *Funbook* per day (30 days). To combine these courses in a 5-day week, do the first and fourth pages of the state on the same day and allow one day for each of the other two pages (150 days) and 1 page in the *Funbook* per day (30 days). This adds up to 180 school days.