

Printable Sample from

Fifty States Under God for Young Learners

For Age 4 – Grade 2

We think you will enjoy our materials, so we have offered you the opportunity to learn about Pennsylvania as you experience the enjoyment of using our color-cut-paste introduction to the United States. Included in this sample are the four pages that cover Pennsylvania, as well as the cutouts needed to fill in the pages.

PLEASE NOTE that the three cutout strips at the top of the attached cutout page are printed on colored paper in the actual book. Please have your student color them before cutting them out to paste onto the page as instructed.

Fifty States Under God for Young Learners is completely self-contained. Everything you need to do the course is included right in the book!

We offer a similar book on a higher grade level, Fifty States Under God for Grades 3-12. These courses are correlated so that you can teach all your students of varying ages together.

We also offer complete state history courses for each of the 50 states on two levels covering age 3 through grade 12. For more information or to purchase our materials, go to

www.statehistory.net

PENNSYLVANIA, the 2nd State

Pennsylvania became a state on _____.
(copy the date from the birthday cake)




Use paints, markers, crayons, or glitter glue to color Pennsylvania's birthday cake. Then find the Pennsylvania section in the colored pages and the state symbol pictures at the back of the book. Use these to fill in the boxes below and on the following pages.

The capital city of Pennsylvania is

The governor of Pennsylvania
works in this state capitol building
in _____ (copy the name of the capital city).


PENNSYLVANIA STATE SYMBOLS

Pennsylvania's state bird
is the ruffed grouse.



The Pennsylvania state tree
is the hemlock.

The state flower of Pennsylvania
is the mountain laurel.



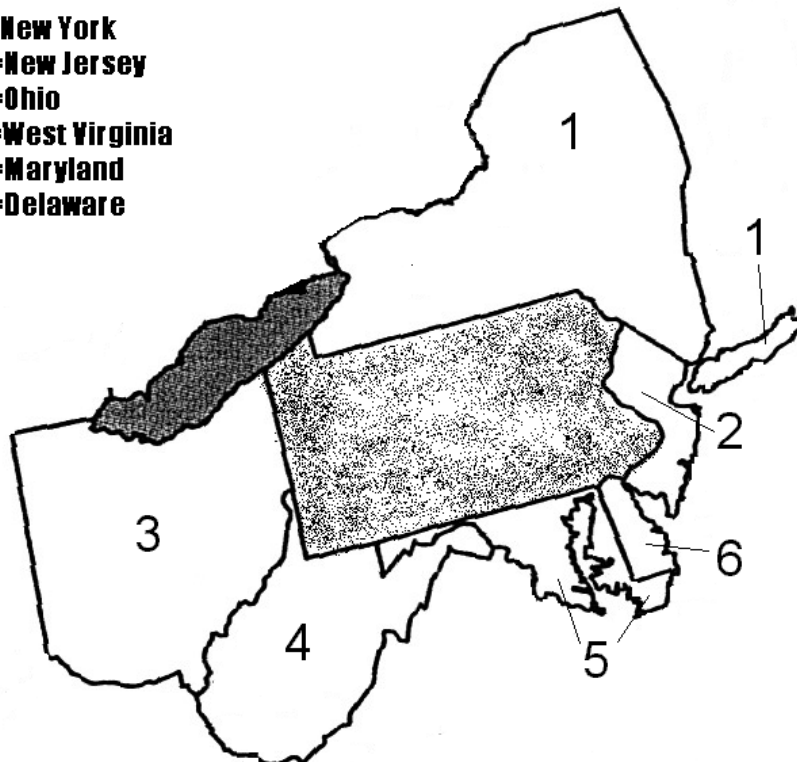
Neighbors of Pennsylvania

Color by Number:

- 1 = Red
- 2 = Blue
- 3 = Green
- 4 = Orange
- 5 = Purple
- 6 = Brown
- 7 = Yellow
- 8 = Pink

After you finish
coloring this map, find
Pennsylvania on the
map of the United
States at the back of the
book and color it in on
that map.

- 1=New York
- 2=New Jersey
- 3=Ohio
- 4=West Virginia
- 5=Maryland
- 6=Delaware



Copyright—do not reproduce.

More about Pennsylvania

The first ice cream soda was made in Philadelphia in 1874 by a man named Robert Green. Green ran out of sweet cream and substituted ice cream in a drink made with cream, syrup, and carbonated water. The soda was an instant success, and Green's profits skyrocketed!



Here is a picture of the Pennsylvania flag.

**The state of Pennsylvania
signs its name with this seal:**



I like to remember special people who did special things!

William Penn was a Quaker who lived in England. The King gave him some land in America, and he founded Pennsylvania. He wanted Pennsylvania to be a place where people of all faiths could live and have freedom to worship God according to their own conscience. He taught that only those who are ruled by God can truly rule well over others. He also said that a nation that will not be ruled by God will be ruled by tyrants. William Penn and the other Quaker settlers who came to America did not believe in defending themselves, so they did not bring even one musket with them! Penn was very kind to the Indians and made friends with them. He even paid them for the land King Charles had given him! There are no reports that Indians ever attacked a Quaker settlement in Pennsylvania.


Understanding Pennsylvania

MOTTO



A motto is a statement of what is important.

NICKNAME



A nickname tells what a state is known for.

HARRISBURG

Virtue, Liberty and Independence

Keystone State




SEAL



TREE



FLAG



STATE CAPITOL



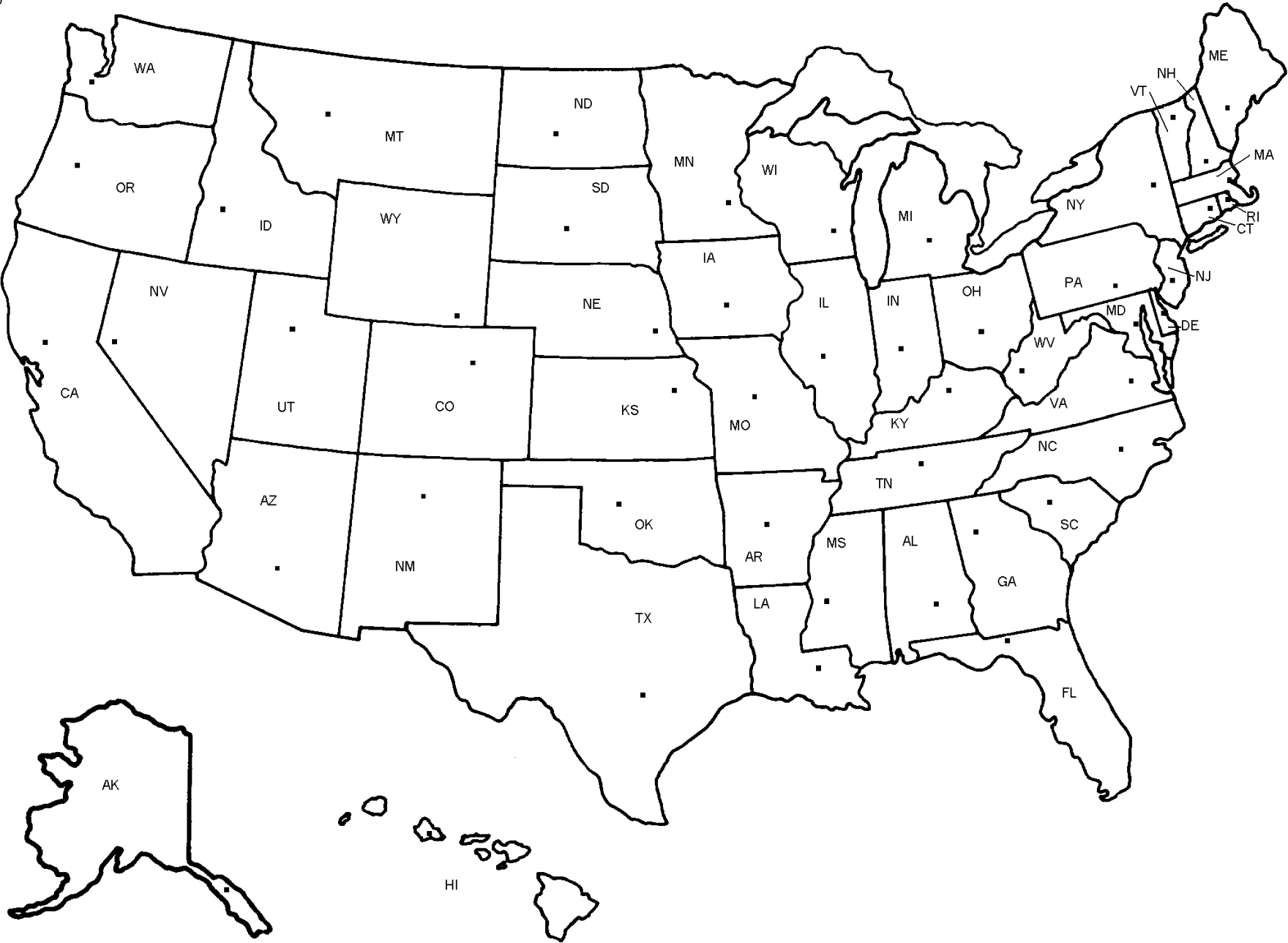
BIRD



FLOWER

Map of United States

NOT TO
SCALE



New One- or Two-Year Plan for Homeschoolers!

Study your way through **all fifty states in order of statehood**,
inserting a more detailed study of your own state when you come to it in chronological order!


- ♦ Teach all your students together, age 3 through grade 12
- ♦ We provide a schedule (see below)

Grades 3-12: Your study begins with our two fifty-states books, which you use simultaneously.

Both books are completely self-contained—no additional books, resources, or teacher materials needed

Fifty States Under God


teaches your student what our country was like during its growing period!



- Includes a **timeline** and a **progressive map study** so your student can watch the map change!
- Provides four pages for each state:
 - A page of **interesting facts**
 - Two **work-pages** of important **state data**
Includes **reference section** and **symbol pictures**
 - **GREAT STORIES** from a Christian or historical perspective
- Contains five tests on the **progressive map study** and the current US map (student learns **states, capitals, state nicknames, 2-letter postal abbreviations**)



Geography of the Fifty States

teaches the geographical regions and major geographical features of the U.S.



- Compares the growth pattern by state with the geographical regions, **showing how geography correlates with history**
- Provides four workpages of interesting geographical information about each state with maps the student will color in with highlighters and label
- Teaches **geographical terms and definitions**
- Contains five tests over **US geography** and **geographical terms**

When you come to your own state chronologically, you will insert a study of your own state using our *State History from a Christian Perspective* 30-lesson course:



- All 50 states available
- All students make a project notebook about their state using text material, maps, and state symbol pictures we provide in the **Student Booklet**
- Students add pictures and info from free tourist literature (we tell you where to get it)
- Simple and complete instructions in our **Master Lesson Plan Book** tell you what to do each day and allow you to **individualize the difficulty level and depth of the course** if desired
- The project notebook can be made in A Beka's **My State Notebook** or in a **3-ring binder**
- Course includes 6 quizzes and 2 tests and an optional State Constitution Study Guide


Age 3 through Grade 2 will learn with the older students using color-cut-paste books!

Fifty States Under God for Young Learners introduces the fifty states in the order of statehood

- Includes four pages per state
- Includes all state symbol pictures and cutouts

My State History Funbook provides a color-cut-paste introduction to the student's own state

- Includes a pre-formatted spiral-bound scrapbook
- **Activity Pages for your state** provide state symbol pictures and informational cutouts for your student to cut and paste into the scrapbook
- Student adds color pictures from free tourist literature (we tell you where to get it!) or from places you visit together as a family



www.Statehistory.net