

One- or Two-Year Plan for Homeschoolers!

Study your way through **all fifty states in order of statehood**,
inserting a more detailed study of your own state when you come to it in chronological order!


- ◆ Teach all your students together, age 4 through grade 12
- ◆ We provide a schedule (see below)

Grades 3-12: Your study begins with our two fifty-states books, which you use simultaneously.

Both books are **completely self-contained**—no additional books, resources, or teacher materials needed

Fifty States Under God


teaches your student what our country was like during its growing period!



- Includes a **timeline** and a **progressive map study** so your student can **watch the map change!**
- Provides four pages for each state:
 - A page of **interesting facts**
 - Two **work-pages** of important **state data**
 - Includes **reference section** and **symbol pictures**
 - **GREAT STORIES** from a Christian or historical perspective
- Contains five tests on the **progressive map study** and the current US map (student learns **states, capitals, state nicknames, 2-letter postal abbreviations**)

Geography of the Fifty States

teaches the geographical regions and major geographical features of the U.S.



- Compares the growth pattern by state with the geographical regions, **showing how geography correlates with history**
- Provides four workpages of interesting geographical information about each state with maps the student will color in with highlighters and label
- Teaches **geographical terms and definitions**
- Contains five tests over **US geography** and **geographical terms**

When you come to your own state chronologically, you will insert a study of your own state using our *State History from a Christian Perspective* 30-lesson course:



- All 50 states available
- All students make a project notebook about their state using text material, maps, and state symbol pictures we provide in the **Student Booklet**
- Students add pictures and info from free tourist literature (we tell you where to get it)
- Simple and complete instructions in our **Master Lesson Plan Book** tell you what to do each day and allow you to **individualize the difficulty level and depth of the course** if desired
- The project notebook can be made in A Beka's **My State Notebook** or in a **3-ring binder**
- Course includes 6 quizzes and 2 tests and an optional State Constitution Study Guide



Age 4 through Grade 2 will learn with the older students using color-cut-paste books!

Fifty States Under God for Young Learners introduces the fifty states in the order of statehood

- Includes four pages per state
- Includes all state symbol pictures and cutouts

My State History Funbook provides a color-cut-paste introduction to the student's own state

- Includes a pre-formatted spiral-bound scrapbook
- **Activity Pages for your state** provide state symbol pictures and informational cutouts for your student to cut and paste into the scrapbook
- Student adds color pictures from free tourist literature (we tell you where to get it!) or from places you visit together as a family



ONE-YEAR SCHEDULE FOR COMBINING *Fifty States Under God (FS)* , *Geography of the Fifty States (GEO)* , AND *State History from a Christian Perspective* using the *Master Lesson Plan Book (ST HIST)* **See below for notes, variations, and 2-year plan.

CORRELATION OF *Fifty States Under God for Young Learners (YOUNG FS)* AND *My State History Funbook (FUNBOOK)*

WEEK #	DAY	BOOK TITLE	LESSON # (as shown for that section in that book)	BOOK TITLE	LESSON #
1	Monday	GEO	1 - OVERVIEW A PART 1		
	Tuesday	GEO	2 - OVERVIEW A PART 2		
	Wednesday	GEO	STUDY DAY		
	Thursday	GEO	3 - OVERVIEW A PART 3 (TEST)		
	Friday				
2	Monday	FS	1 - DE *see note below for details and variations	YOUNG FS	1 - DE *see note below
	Tuesday	GEO	4 - DE *see note below for details and variations		
	Wednesday	FS	2 - PA	YOUNG FS	2 - PA
	Thursday	GEO	5 - PA		
	Friday	FS	3 - NJ	YOUNG FS	3 - NJ
3	Monday	GEO	6 - NJ		
	Tuesday	FS	4 - GA	YOUNG FS	4 - GA
	Wednesday	GEO	7 - GA		
	Thursday	FS	5 - CT	YOUNG FS	5 - CT
	Friday	GEO	8 - CT		
4	Monday	FS	6 - MA	YOUNG FS	6 - MA
	Tuesday	GEO	9 - MA		
	Wednesday	FS	7 - MD	YOUNG FS	7 - MD
	Thursday	GEO	10 - MD		
	Friday				
5	Monday	FS	8 - SC	YOUNG FS	8 - SC
	Tuesday	GEO	11 - SC		
	Wednesday	FS	9 - NH	YOUNG FS	9 - NH
	Thursday	GEO	12 - NH		
	Friday	FS	10 - VA	YOUNG FS	10 - VA
6	Monday	GEO	13 - VA		
	Tuesday	FS	11 - NY	YOUNG FS	11 - NY
	Wednesday	GEO	14 - NY		
	Thursday	FS	12 - NC	YOUNG FS	12 - NC
	Friday	GEO	15 - NC		
7	Monday	FS	13 - RI	YOUNG FS	13 - RI
	Tuesday	GEO	16 - RI		
	Wednesday	FS	14 - REVIEW LESSON AND STUDY DAY		
	Thursday	FS	14 - TEST 1		
	Friday				
8	Monday	FS	15 - VT	YOUNG FS	14 - VT
	Tuesday	GEO	17 - VT		
	Wednesday	FS	16 - KY	YOUNG FS	15 - KY
	Thursday	GEO	18 - KY		
	Friday	FS	17 - TN	YOUNG FS	16 - TN
9	Monday	GEO	19 - TN		
	Tuesday	FS	18 - REVIEW LESSON AND STUDY DAY		
	Wednesday	FS	18 - TEST 2		
	Thursday	GEO	20 - OVERVIEW B PART 1		
	Friday	GEO	21 - OVERVIEW B PART 2		
10	Monday	GEO	STUDY DAY		
	Tuesday	GEO	22 - OVERVIEW B PART 3 (TEST)		
	Wednesday	FS	19 - OH	YOUNG FS	17 - OH
	Thursday	GEO	23 - OH		
	Friday				
11	Monday	FS	20 - LA	YOUNG FS	18 - LA
	Tuesday	GEO	24 - LA		
	Wednesday	FS	21 - IN	YOUNG FS	19 - IN
	Thursday	GEO	25 - IN		
	Friday	FS	22 - MS	YOUNG FS	20 - MS
12	Monday	GEO	26 - MS		
	Tuesday	FS	23 - IL	YOUNG FS	21 - IL
	Wednesday	GEO	27 - IL		
	Thursday	FS	24 - AL	YOUNG FS	22 - AL
	Friday	GEO	28 - AL		
13	Monday	FS	25 - ME	YOUNG FS	23 - ME
	Tuesday	GEO	29 - ME		
	Wednesday	FS	26 - MO	YOUNG FS	24 - MO
	Thursday	GEO	30 - MO		
	Friday				
14	Monday	FS	27 - AR	YOUNG FS	25 - AR
	Tuesday	GEO	31 - AR		
	Wednesday	FS	28 - MI	YOUNG FS	26 - MI
	Thursday	GEO	32 - MI		
	Friday	GEO	33 - OVERVIEW C PART 1		
15	Monday	GEO	34 - OVERVIEW C PART 2		
	Tuesday	GEO	STUDY DAY		
	Wednesday	GEO	35 - OVERVIEW C PART 3 (TEST)		
	Thursday	FS	29 - FL	YOUNG FS	27 - FL
	Friday	GEO	36 - FL		
16	Monday	FS	30 - REVIEW LESSON AND STUDY DAY		
	Tuesday	FS	30 - TEST 3		
	Wednesday	FS	31 - TX	YOUNG FS	28 - TX
	Thursday	GEO	37 - TX		
	Friday				
17	Monday	FS	32 - IA	YOUNG FS	29 - IA
	Tuesday	GEO	38 - IA		
	Wednesday	FS	33 - WI	YOUNG FS	30 - WI
	Thursday	GEO	39 - WI		
	Friday	FS	34 - CA	YOUNG FS	31 - CA
18	Monday	GEO	40 - CA		
	Tuesday	FS	35 - REVIEW LESSON AND STUDY DAY		
	Wednesday	FS	35 - TEST 4		
	Thursday	GEO	41 - OVERVIEW D PART 1		
	Friday	GEO	42 - OVERVIEW D PART 2		
19	Monday	GEO	STUDY DAY		
	Tuesday	GEO	43 - OVERVIEW D PART 3 (TEST)		
	Wednesday	FS	36 - MN	YOUNG FS	32 - MN
	Thursday	GEO	44 - MN		
	Friday				

20	Monday	FS	37 - OR	YOUNG FS	33 - OR
	Tuesday	GEO	45 - OR		
	Wednesday	FS	38 - KS	YOUNG FS	34 - KS
	Thursday	GEO	46 - KS		
	Friday	FS	39 - WV	YOUNG FS	35 - WV
21	Monday	GEO	47 - WV		
	Tuesday	FS	40 - NV	YOUNG FS	36 - NV
	Wednesday	GEO	48 - NV		
	Thursday	FS	41 - NE	YOUNG FS	37 - NE
	Friday	GEO	49 - NE		
22	Monday	FS	42 - CO	YOUNG FS	38 - CO
	Tuesday	GEO	50 - CO		
	Wednesday	FS	43 - ND	YOUNG FS	39 - ND
	Thursday	GEO	51 - ND		
	Friday				
23	Monday	FS	44 - SD	YOUNG FS	40 - SD
	Tuesday	GEO	52 - SD		
	Wednesday	FS	45 - MT	YOUNG FS	41 - MT
	Thursday	GEO	53 - MT		
	Friday	FS	46 - WA	YOUNG FS	42 - WA
24	Monday	GEO	54 - WA		
	Tuesday	FS	47 - ID	YOUNG FS	43 - ID
	Wednesday	GEO	55 - ID		
	Thursday	FS	48 - WY	YOUNG FS	44 - WY
	Friday	GEO	56 - WY		
25	Monday	FS	49 - UT	YOUNG FS	45 - UT
	Tuesday	GEO	57 - UT		
	Wednesday	FS	50 - OK	YOUNG FS	46 - OK
	Thursday	GEO	58 - OK		
	Friday				
26	Monday	FS	51 - NM	YOUNG FS	47 - NM
	Tuesday	GEO	59 - NM		
	Wednesday	FS	52 - AZ	YOUNG FS	48 - AZ
	Thursday	GEO	60 - AZ		
	Friday	FS	53 - AK	YOUNG FS	49 - AK
27	Monday	GEO	61 - AK		
	Tuesday	FS	54 - HI	YOUNG FS	50 - HI
	Wednesday	GEO	62 - HI		
	Thursday	FS	55 - REVIEW LESSON AND STUDY DAY		
	Friday	FS	55 - TEST 5		
28	Monday	GEO	63 - OVERVIEW E PART 1		
	Tuesday	GEO	64 - OVERVIEW E PART 2		
	Wednesday	GEO	STUDY DAY		
	Thursday	GEO	65 - OVERVIEW E PART 3 (TEST)		
	Friday				
29	Monday	ST HIS	1	FUNBOOK	1
	Tuesday	ST HIS	2	FUNBOOK	2
	Wednesday	ST HIS	3	FUNBOOK	3
	Thursday	ST HIS	4	FUNBOOK	4
	Friday		EXPANSION SUGGESTION / FIELD TRIP		
30	Monday	ST HIS	5	FUNBOOK	5
	Tuesday	ST HIS	6	FUNBOOK	6
	Wednesday	ST HIS	7	FUNBOOK	7
	Thursday	ST HIS	8	FUNBOOK	8
	Friday		EXPANSION SUGGESTION / FIELD TRIP		
31	Monday	ST HIS	9	FUNBOOK	9
	Tuesday	ST HIS	10	FUNBOOK	10
	Wednesday	ST HIS	11	FUNBOOK	11
	Thursday	ST HIS	12	FUNBOOK	12
	Friday				
32	Monday	ST HIS	13	FUNBOOK	13
	Tuesday	ST HIS	14	FUNBOOK	14
	Wednesday	ST HIS	15	FUNBOOK	15
	Thursday	ST HIS	16	FUNBOOK	16
	Friday		EXPANSION SUGGESTION / FIELD TRIP		
33	Monday	ST HIS	17	FUNBOOK	17
	Tuesday	ST HIS	18	FUNBOOK	18
	Wednesday	ST HIS	19	FUNBOOK	19
	Thursday	ST HIS	20	FUNBOOK	20
	Friday		EXPANSION SUGGESTION / FIELD TRIP		
34	Monday	ST HIS	21	FUNBOOK	21
	Tuesday	ST HIS	22	FUNBOOK	22
	Wednesday	ST HIS	23	FUNBOOK	23
	Thursday	ST HIS	24	FUNBOOK	24
	Friday				
35	Monday	ST HIS	25	FUNBOOK	25
	Tuesday	ST HIS	26	FUNBOOK	26
	Wednesday	ST HIS	27	FUNBOOK	27
	Thursday	ST HIS	28	FUNBOOK	28
	Friday		EXPANSION SUGGESTION / FIELD TRIP		
36	Monday	ST HIS	29	FUNBOOK	29
	Tuesday	ST HIS	30	FUNBOOK	30
	Wednesday		EXPANSION SUGGESTION / FIELD TRIP		
	Thursday		EXPANSION SUGGESTION / FIELD TRIP		
	Friday		EXPANSION SUGGESTION / FIELD TRIP		

NOTES: This schedule places the 30-lesson study of your own state at the end of the year. However, **we recommend that you insert this study when you reach your state chronologically** in FS and GEO instead of waiting until the end. For example, if you are from Michigan, insert the 30-lesson study of Michigan after covering MI in FS and GEO in week 14. Follow the same schedule for younger students. Each lesson of FS and GEO will take about 1 hour. Each state history lesson will take about 30-40 minutes. If you prefer a 4-day week through the entire year, you may do 2 lessons a day during the state history section. There is no younger level for GEO, but you may have younger students save the color-by-number map in Young FS to do while older students work in GEO if you wish.

VARIATION: Instead of doing 4 pages in FS one day and 4 pages in GEO the next, you may wish to do some work in each book each day. If so, do the first two pages per state in FS and the Land Regions page in GEO one day. Do the two remaining FS pages and the three remaining GEO pages the next day.

For a TWO-YEAR STUDY (20-30 minutes per lesson), **see the Scheduling Breakdown that follows this spreadsheet.** Quick overview: follow the order shown in the Lesson # column but spend 2 days on each state in FS (first 2 pages of each state on one day and last 2 pages the next day), 3 days on each state in GEO (Land Regions on day 1, Borders and Geographical Features on day 2, Major Cities on day 3), and 1 day on each of the 30 state history lessons. Including the overviews, reviews, and study days in the order listed above, this plan covers 280 days. A 4-day week for 2 years contains 288 days. You may fill the extra 8 days (and/or the 5th day each week if desired) by using expansion suggestions from the State History Master Lesson Plan Book or by assigning research projects related to interesting geographical features or cities your students were introduced to in GEO (such as the Grand Canyon). If you have secondary students, you may choose to use the One-Semester Independent Study Guide for the State History study instead of the 30-lesson plan. This would equal 340 total days instead of 280. A 5-day week for 2 years contains 360 days, so you may use 20 days for field trips or GEO research projects or as desired.

Scheduling Break-down for Two-Year Program (Three-Course combination)

Remember that you are doing a 4-day week. The notes below refer only to the actual CLASS DAYS so you will insert your day/days off according to your own schedule. Also you will need to decide where to insert the 30-lesson state history study. You can do this at the beginning, at the end, or at any point during the course that is convenient to you. We recommend that you start with the Fifty States/Geography plan below and insert your state study when you come to it chronologically, doing the state study first and then the pages on your state in the Fifty States and Geography as a sort of "review." The 30-day state history study, doing 1 lesson per day and 4 days per week, will take 7 ½ weeks.

The first four class days:

1. Geography book Lesson 1 (Overview A Part 1)
2. Geography book Lesson 2 (Overview A Part 2)
3. Study day for test in the next lesson. See the last paragraph of Lesson 2 for a list of what to study.
4. Geography book Lesson 3 (Overview A Part 3). Be sure to read the selection on page 12 and then take Test 1 from the Appendix section of the Geography book (as instructed at the top of page 12).

After completing this section you will start studying the individual states. You will spend FIVE CLASS DAYS on each state as follows:

1. Fifty States Under God: Read the introduction to that state in the schedule/time-line section in the front of the book and do the first two pages on that state from the center of the book.
2. Fifty States Under God: Do the last two pages on that state. Note that part of the third page is a test-yourself section, covering the things the student will need to learn for the quizzes.
3. Geography of the Fifty States: Do the first page on that state (Land Regions).
4. Geography of the Fifty States: Do the middle two pages on that state (Geographical Features instructions and map).
5. Geography of the Fifty States: Do the last page on that state (Major Cities).

Continue this process for each state until you come to an overview section (Geography book) or a Review Lesson & Test (Fifty States Under God). The one-year schedule will give you a good bird's-eye-view of exactly the order in which the states and overview/review lessons appear. Each time you come to an overview/review section, follow the procedure outlined below. Most of the time the Overviews from the Geography book and the Review Lesson from the Fifty States Under God occur separately. When they occur simultaneously, you will do the Fifty States review first then the Geography overview.

Fifty States Under God—you will find the Review Lessons built into the Lesson Schedule & Timeline section at the front of the book. Review Lesson procedure:

1. Do the first page of the Review Lesson. This is a workpage on which your student will label the map as instructed. Then the student should study this map so that he can label it without looking on the test he will take the next class day. As instructed at the bottom of the review lesson page, he should also be able to list the states covered so far in order of statehood and fill in the 2-letter abbreviation, the nickname, and the capital city of each.
2. Test Day. Do BOTH SIDES of the Test page. This page may be torn out of the book if desired. On the front side the student will label the map according to the instructions. On the back side the student will fill in the information for all the states covered so far during the course.

Geography of the Fifty States—you will find the Overview sections built into the text pages in order by lesson number. Overview sections have three lessons and are to be done over four days:

1. Do Part 1 of the Overview section
2. Do part 2 of the Overview section
3. Study Day on which the students should study the things listed at the end of the Part 2 page and be ready for a test on the next class day
4. Do Part 3 of the Overview section, which will be a test. The test itself is found in the Appendix. The answer key to the tests is also found in the appendix. All of the Appendix pages are perforated (with the exception of one batch of books on which our printer made an error) and can be torn out of the book if desired.

After completing the Review and/or Overview sections, resume the study of the individual states on the five-day-per-state pattern above, and continue until you reach another Review and/or Overview section.